



RILEY LEISURE



A GUIDE TO CUES

ALL THERE IS TO KNOW BEFORE YOU BUY

WWW.RILEYLEISURE.COM

THE HOME OF TABLE SPORTS

*E. J. Riley Limited
Accrington.*

h.

1897

The company, E.J.RILEY is formed by an ex bank clerk E.J. Riley.

E.J. Riley started life as a humble sports shop.

1910

The company ventures into opening billiard halls, such as Ardwich Hall Manchester.

1912

The company soon becomes the largest maker of snooker tables, making 4000 tables a year, shipping to all parts of the World.

1920

The company has been built into a premium quality manufacturer of Snooker tables, Snooker cues and accessories.

1926

The company had built up ownership in 40 billiard halls.

This same year E.J. Riley died, aged 70.

1939

During World War 2 the company took on war work, at the same time as trying to keep the billiard table repair and servicing business going.

1967

E.J. Riley Limited acquired Burrows & Watts, a billiard repair business.

Riley Burwat was subsequently born.

1968

Modern Recreations was formed to expand the billiard hall business with a joint venture partner.

1971

Riley bought out their partner and the name of the company was changed to Riley Snooker Clubs Limited.

1977

A merger occurs between E.J. Riley and Headcrest Limited and the company goes public with a quotation on the stock exchange.

1984

Snooker reaches a peak as the sport moves on to television and Riley move from Accrington to Padiham in Burnley.

1987

Riley was purchased by a company called Midsummer Leisure Group. They were principally involved in the ownership of public houses, night clubs and venue bars.

1992

Riley strike a deal to supply it's Aristocrat Snooker table to World Snooker (WPBSA) for all televised snooker events. Including the World Snooker Championships. This continued until 2009.

1997

E.J. Riley, Hazel Grove and Greenmaster Bowls merged into one organisation called Riley Leisure Limited.

2002-

E.J. Riley is purchased by BCE (Distributors) Limited as is the case today.

Stuart Lacey, the owner, continues to grow the business around the world.

RILEY
ENGLAND
A Division of BCE (Distributors) Ltd

Our employees will ensure that our story continues by passing our skills and values onto the next generation. Our highly skilled chief fitter, was trained by his father and has now trained his son, who has also followed in the footsteps of his father.

The Riley brand is defined by 3 unique values that differentiate the brand from the competition. Every product, every design and everything that Riley and its employees do, must be in keeping with these values. These values are at the heart of the brand, and go hand in hand with the brands vision and core values.

ASPIRATIONAL

Stylish / Top performance for top players / Craftsmanship.

AUTHENTIC

Superior Quality / Over a century of heritage / Professional.

CREATIVE


Unique / Iconic Designs / Innovative.



Ronnie O'Sullivan is the leading player in Snooker and has been for more than 20 years.

Riley have partnered with Ronnie for many years and the partnership covers working with us to deliver the best possible Snooker Tables and Cues across different levels of society and standards of play.



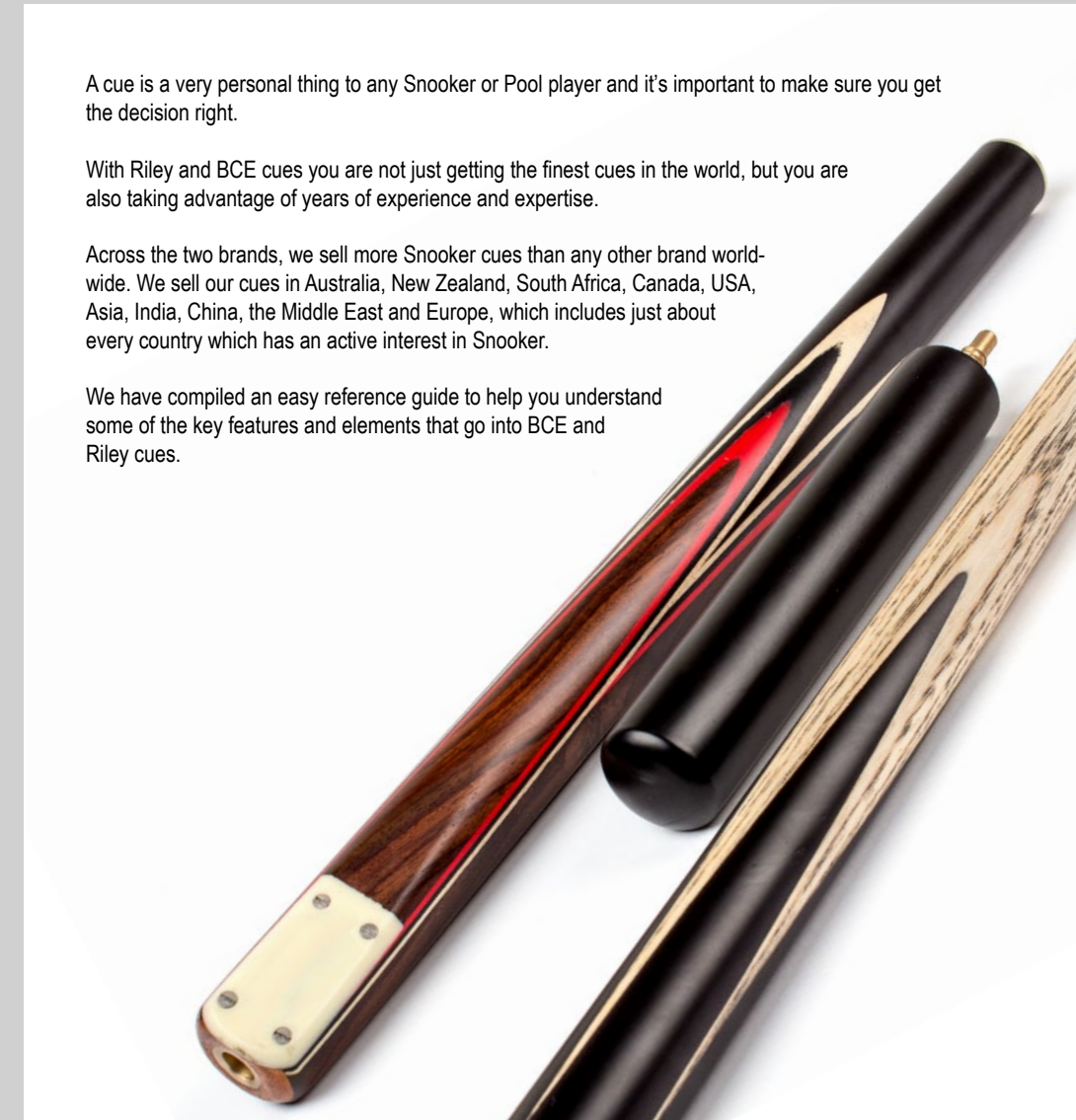


A cue is a very personal thing to any Snooker or Pool player and it's important to make sure you get the decision right.

With Riley and BCE cues you are not just getting the finest cues in the world, but you are also taking advantage of years of experience and expertise.

Across the two brands, we sell more Snooker cues than any other brand world-wide. We sell our cues in Australia, New Zealand, South Africa, Canada, USA, Asia, India, China, the Middle East and Europe, which includes just about every country which has an active interest in Snooker.

We have compiled an easy reference guide to help you understand some of the key features and elements that go into BCE and Riley cues.





One Piece (No Joint) Ash Snooker Cue

A one-piece ash Snooker cue is the holy grail in snooker cue manufacture. Made from one piece of ash (in most cases) everything from kiln drying the wood, to turning the shaft during manufacture is carried out as one process. This ensures the cue is manufactured as an individual cue rather than pieces of wood being cut and cleverly joined together, which some manufactures very skilfully do. Likewise, the reject rate during manufacture on one-piece cues is far greater than 3/4 cut and two-piece cues, which makes one-piece cues much more expensive to manufacture (except one-piece rack cues). The issue is, players find it difficult to transport and carry a one-piece cue versus say a 3/4 cut cue and indeed a two-piece cue.

However, the playability of a one-piece Snooker cue is widely recognised as being the most advanced, not to mention superior in standard, this being in the world of cue manufacturing. When you pair an Ebony butt wood and an ash shaft of the perceived density and quality deemed appropriate for this grade of Snooker cue, you have attained the ultimate in snooker cue manufacture.

3/4 Cut (3 Piece) Ash Snooker Cue

Preferred by professionals, one of the reasons is, less feedback when you strike the cue ball. From the joint to the tip, one piece of ash is used, resulting in a straighter line (feathers) when looking down the length of the cue. In contrast to a one-piece Snooker cue, a 3/4 cut cue is much easier to transport, carry around, store etc. The argument being, the way Snooker cues are spliced and joined (where the ash shaft joins the butt section) most players would find it difficult to tell the difference between a one-piece Snooker cue and a 3/4 cut Snooker cue due to where the joint is inserted. The joint is normally inserted in the region of 22 inches from the butt end of the cue.

The one piece of ash used is just that, one piece of ash, not cut and joined (as is the case with two-piece Snooker Cues) therefore most professional players accept a 3/4 cut Snooker cue is equal to a one-piece Snooker cue in regards to playability. When you consider the convenience a 3/4 cut Snooker cue provides, versus any minimal difference in feel when striking the cue ball, it is simple to understand which cue dominates the professional ranks and is the favourite among club players of all levels up and down the country.

5/8 Cut (3 Piece) Ash Snooker Cue

BCE lay claim to the fact the 5/8 cut Cue was first brought to market by, yes, BCE. 22 years on, this design of cue is still a favourite with a lot of BCE's customers, why? Styling, a point of difference? Some things simply can't be explained. What started life as a design tweak has become one of BCE's & Riley staple product lines. Does it perform any better or worse than a 3/4 cut cue? The simple answer is, no on both counts. We put it down to one thing, design innovation that has passed the test of time.

1/2 Cut (2 Piece) Ash Snooker Cue

Used by beginners and intermediate players, normally two-piece Snooker & Pool cues are manufactured from two separate pieces of ash and joined together with whatever the butt wood is made of. The joint is normally cut about half way down the length of the cue, 57" (28").

By inserting a joint this can lead to the straightness of the cue being slightly off on occasion. In most cases this is fractional and hardly noticeable to most players, that said to a professional player, this could mean the difference between success and failure.



Snooker & English Pool



American Pool

Tip Size: Snooker

Tips are important as is the tip size, for Snooker cues, tip sizes range from between 9.5mm to 10.5mm, you will have seen the mushroom tip some players use (the mushroom tip is when the tip is bigger than the ferrule and over hangs slightly). This is because some players like the thinner shaft, maybe a 9.5mm shaft but like a bigger tip, so inadvertently they don't put unwanted spin on the cue ball. Don't misunderstand, you can still get plenty of spin on the cue ball with 10.5mm tips, it's simply a bit of insurance for the player who plays across the cue ball accidentally.

Tip Size: English Pool

With English pool the more flamboyant the player, it appears the smaller the tip becomes. 9.5mm is a good size for Pool but is probably the largest size Pool Cues should go to. 8.5mm is probably the smallest size a player should consider going down to. Although some players will go down to as low as 7.5mm to 8mm. The down side with tips & shafts that go below 8.5mm is that they are prone to warp. Likewise cue power for longer shots is reduced the lower down the spectrum of tip size you drop down to.

Tip Size: American Pool

12mm to 14mm tips are used for American pool. Why? The tables are larger than English pool tables, 8' & 9' tables are more common plus the main factor is the balls, which are significantly larger and heavier. American pool balls are normally 2 1/4" (57mm) versus English pool balls which are 2" (51mm) it does not sound a lot but it is. Snooker balls are 2 1/16" (55mm) so smaller in fact than American pool balls. If you get the chance, line up on one table, a cue ball for English pool, Snooker and American pool, you will see there is a big difference. Why are American pool balls so large? Tradition, they have adapted the cloth to be thinner and faster so you can move the cue ball around the table effectively, the tip size used is a direct result of the ball size.

Screw On Tips

Screw tips are normally found on pub cues, the reason, they screw on rather than glue on. Screw tips were introduced back in 1970's Britain by operators trying to manage cost. It was easier to provide extra screw tips to a pub owner to replace themselves rather than teach people to re-tip a cue using a stick-on Blue tip (see below). Tips frequently come off during play, particularly in pubs, hence why the screw tip was invented. A much harder tip, designed for entry level cues or pub cues, for durability and cost effectiveness.

Blue Tip

This is a standard issue tip found on most entry level cues (which are non-screw on tip cues). Unrefined, sometimes hard and lacking in control, but a big step up from the entry level screw tip found on cues for beginners or on pub cues. The standard blue tip has to be glued on to the (ferrule) cue shaft, the base prepared (sanded & then scored) then fixed to the cue, using tipping cement and where possible some sort of tip clamp to aid the fixing of the tip to (the ferrule) the cue shaft. The better the fixing, the harder it is for the tip to become detached. A standard blue tip, will provide a step up from the entry level screw tip, providing much greater feel and control.

Elk Master Tip

The evergreen tip from the USA, made by Tweeten. Been around many years and has been the preferred choice of many players for the past 40 years or so. A significant move up, from the standard blue tip, oozing by comparison with class, a big step up for most players at intermediate level, providing added control and durability which enhances performance.

Blue Diamond Tip

Again, made in the USA, again made by Tweeten, this is their top cue tip. Made to more precise standards, tolerances managed so every tip is produced to an exacting standard, that most professional Snooker players have come to trust over many years. Does everything an Elk master tip does and more. Designed with the professional standard of players in mind or what we would call Experts. (for those who know their game well enough to know a Blue Diamond tip will make a difference).

ROS Elk Tip

The ROS Elk tip is a specially formulated tip, once again made in the USA by Tweeten. Ronnie wanted to create a tip that was unique to him, adapted to what Ronnie most looks for in a tip. Control, accuracy, precision, as Ronnie says, "Try an Elk Master, try a Blue Diamond, then try an ROS Elk Tip. it may not be for everyone, but it works for me. That's what it's all about, playing with equipment that makes you comfortable, allows you to trust and delivers on your needs" Try the ROS Elk tip, exclusively available in the U.K. from Sportsdirect.com.

Laminated Tips (New Generation Technology)

Riley have recently developed a new Laminated Tip. What's the difference between a laminated tip and a regular tip such as Elk master, Blue Diamond or an ROS Elk tip? Good question, the science says its simply thin layers of leather placed on top of each other like a deck of cards then laminated (bonded) together to create this new generation of tip. Some say, Laminated tips are more durable, provide more feel, create less deflection, give a more even feel when you strike the cue ball, more response when applying action to the cue ball, in short, it's down to each individual and their preference. Laminated tips do come at a considerable premium to first generation tips. You can find these tips in our accessories section or included on our high-end cues ranges.



Snooker & English Pool - Ash



American Pool - Maple

Ash Cue Shafts

The most traditional and popular wood type used in Snooker and English pool cue manufacture.

What Defines The Best Shafts From The Worst?

Players like ash because of the feather grain effect, some players like the arrows / feathers to run in the same direction as this helps with alignment when striking the cue ball. If you hold the cue with the Chamfer facing up in the palm of your hand, look down the entire length of the cue and you should see if the feathers / arrows run in the same direction, if they do, this shaft would be deemed a better-quality shaft by most players in the sport. Sometimes you will have shafts where you get the feathers / arrows in reverse, these types of shafts are normally used on less expensive cues, subsequently defined as the worst shafts.

What's The Reality?

Ash density is another key factor in defining the quality of an ash shaft. If the piece of ash is dense the firmer the Shaft will be, the less dense the piece of ash the more flex/whip the Shaft will be. Players prefer Shafts with less flex, why? Less deflection when you strike the cue ball. The denser the ash the harder the Shaft is, the harder the Shaft is, less deflection occurs when the player strikes the cue ball. The way to tell if the Shaft is denser is as follows. Hold the butt of the cue in one hand with the Shaft pointed out in front of you, with the other hand simulate a clapping motion so the shaft impacts the other hand. If the Shaft vibrates / recoils significantly after hitting your palm, then the Shaft is less dense. If the Shaft recoils less and or vibrates to a lesser extent, the Shaft is denser and most say this defines the Shaft as being higher quality.

The other way to assess Shaft density is to hold the butt in your palm facing out in front of you, turning the cue 90 degrees in your hand, you will see straight grains / lines of ash running through the Shaft (not feathers or arrows) the key is the bigger the gap between each line the less dense the ash is. The closer the grains / lines are together the denser the ash is.

So, the closer the lines are together, the better quality the Shaft is, most experts would say.

For Snooker, because of the cue power required (due to the length of the table) the denser (harder) the Shaft, generally the perception is the better the shaft. Why? The denser the shaft, the more this will allow the player to apply more power through the shot when using screw & top spin. Less dense shafts are softer and in effect buckle (bend) more when extreme power is used resulting in less power / effect being transferred through the cue ball resulting in the transfer of less spin. On smaller tables such as a 7' English style pool table, this can be seen as an advantage, because of the softer effect of the Shaft, more give in the Shaft (bend). Pool players on a smaller table can get more spin (more deflection) on the cue ball due to the fact less power is required in moving a cue ball around a Pool table versus a Snooker table. On a Snooker table, less deflection (bend) in the Shaft is an advantage (distances the cue ball travels on a Snooker table are greater) versus a Pool table (distances the cue ball travels are less) and because Pool tables are smaller the table can be more congested during play and subsequently the requirement to use spin by the player is greater and for better players easier to control over the shorter distances.

In summary, every time a player applies spin to the cue ball versus striking the cue ball on line through the centre of the cue ball, the cue ball will deviate (bend) ever so slightly. For example, if you strike the cue ball with left hand side centre ball, (the cue ball will bend to the right first before straightening back onto the line) the further the cue ball has to travel the more the deviation (bend) in the cue ball occurs. Over 9' (on a Snooker table) to apply left hand side the player may have to aim as much as 5mm to the right of the object ball to allow for the bend in the cue ball.

As a comparison, a 2' pot on a Pool table the bend in the cue ball (deviation) would be much less and subsequently far easier to judge for the player, resulting in the ability to apply far more spin if required, with very little deviation in the line of the cue ball.

It's quite a complex subject so remember this.

If you are predominately a Snooker player then a denser Shaft is probably best (but not essential) particularly if the player applies lots of side, screw and top spin. If the player is predominantly a Pool player, then a less dense Shaft is probably preferred, particularly if the player likes to use spin to move the cue ball around the table.

Maple Shaft Cues

Not commonly used in the U.K. in Snooker cue and English pool cue manufacture. Maple is traditionally a harder wood, denser and is the preferred wood type used in Shafts in American pool. The reason, the tip size in American pool is between 12mm to 14mm and the tables are significantly bigger than English pool tables, because the balls for American pool are 57mm opposed to 51mm (English pool), American pool cues need to be fitted with a larger tip in order for the cue power to transfer more effectively (as the balls are much larger and heavier), coupled with denser hard maple shafts, this is the wood of choice in American pool cues. Theoretically, maple shafts would be ideal for Snooker because of their denser composition, the reality, maple shafted Snooker cues have never been popular in the U.K. or the world of snooker.

Hardwood Shaft Cues

Mainly used in cues for beginners, there are various types of Hardwoods used in entry level cues. There is no selection criteria or distinctive characteristic with these types of Shafts.



Ebony Wood Butt



Sapele Wood Butt

Ebony Butt

There is always a king, a dominant force, in Snooker cues the king of woods used in Snooker cue butts is Ebony. The density of Ebony provides a natural balance and a perfect weight for any Snooker cue and this is why this crowns Ebony off as the king of all woods. The colour, generally black, with a generous wood grain running through, adds to the visual elegance of Ebony, if you know what you are looking for, Ebony looks very impressive and seems to be a magnet to most players who aspire to own a top-quality cue. You will come across variations of Ebony, striped Ebony which is as it sounds, striped Ebony can be dark brown and sometimes can look as if there is almost a swirl of marble-like grain running through certain pieces.

You may be fortunate enough to have come across white Ebony, if you haven't don't worry, in fact one of our Riley Snooker cues features white Ebony in the front splice. White Ebony is a class above anything else in Snooker cue manufacture. You have to see it to believe it, but remember one thing, it may not look as you possibly envisage.

Sapele Mahogany Butts

Is a recent addition to the Riley family as a preferred butt wood. With Rosewood becoming scarcer, Sapele is a great alternative, it's not an inexpensive wood, but it's a delight to work with and creates great butts. Nice subtle grain can be seen running through this wood. This can be seen in its natural form or stained black, to simulate the appearance of Ebony.

Maple Butts

Again, a great wood for a butt section, difficulty is, you have to stain black, no visible wood grain, which can sometimes be confused with Ebonised (painted butts).

Ebonised Butts

I have to confess I personally created this new addition to the Snooker English dictionary (Ebonised some 20 years ago) it's now widely used and is a term used for black painted butt cues, or simulated Ebony as its sometimes referred to.

Hardwood Butts

These are hardwoods of various types then stained or painted brown, or black, very little grain shows through.



Hand Spliced Ebony Butt



Machine Spliced Sapele Mahogany Butt

Hand Spliced

Hand spliced cues are easily identifiable by looking at the four points of the cues in the butt section of the cue. If you look carefully you will notice rounded points versus sharp points when a cue is Machine spliced. With Hand spliced cues, the points are shaped and rounded by hand. It's a much more expensive technique and the points because they are shaped by hand can vary from cue to cue. Characteristics wise, there is a romantic notion that Hand spliced cues are superior to Machine spliced cues, I suppose the question is, does tradition and a limitation in technology make a method of manufacture that was the only option 80 -100 years ago, still the best option today? We should compare technology today and what that allows makers to produce, versus performance, is there a difference in performance between a Hand spliced Snooker cue and a Machine spliced Snooker cue? Again in my opinion no, that said players repeatedly gravitate towards Hand spliced Snooker cues over Machine spliced Snooker cues despite the increase in price. Hand spliced Snooker cues are considerably more expensive to manufacture. Machine spliced Snooker cues can be mass produced using machines to cut the spliced sections of the cue, making the process more accurate, less time consuming and the reject rate at QC stage significantly less. Does a Machine spliced Snooker cue still possess the same charm as a Hand spliced Snooker cue? Apparently not, Hand spliced Snooker cues are still the preferred standard, along with Ebony butts and genuine wood veneers.

In summary, like with many other things in life there are certain things that are the way they are, because they are; sometime you just can't explain why! I suppose there is something quite appealing about tradition and holding a Hand spliced Snooker cue in your hand, only a select few will appreciate the true value of a Hand spliced Snooker cue and for some that's the point, for others, they will just follow the crowd, so to speak.

Machine Spliced

Machine spliced Cues are a result of modern machinery and technology. Made virtually the same way as Hand spliced cues, the main difference is when the points are cut they are cut with a machine which is why you will see sharp very precise points in the butt section of a Machine spliced cue versus rounded points with a Hand spliced cues.

What's The Difference?

Cosmetically you will see a difference in the points, Machine spliced cues, the points will be sharp, Hand spliced cues, the points will be rounded. From a performance point of view, there will be no noticeable difference.

From a materials and manufacturing view point, if the same woods are used throughout a Machine spliced cue and a Hand spliced cue, there is no difference other than a cosmetic difference, from a cost perspective, Machine spliced cues are significantly cheaper to manufacture than Hand spliced cues for the very simple reason that machines are cheaper to use than people when it comes to the cutting and shaping of the points in a Snooker cue.

Ebonised Points - What Are They?

As mentioned previously, Ebonised is a term that describes the finish of the butt section of a cue. The butt section is an expensive part of a Snooker cue, therefore if manufacturers can avoid the need to splice and join the butt to the Shaft in the traditional way, this provides a competitive advantage during the manufacture process. It allows makers to produce less expensive versions of Snooker cues for beginners and intermediate players.

The term Ebonised relates to the colour of the butt section (black paint finish) which includes the points of the cue. Again, painted butts (Ebonised) simulate that of a Hand spliced or Machine spliced cue without (the costly) splicing of the butt section having occurred.



Genuine Veneer Inlays



Decal Graphics

Genuine Wood Veneers & Inlays

Veneers are made from real wood and stained in different colours and feature in the butt end of the cue. Inserted into the butt of the cue for decorative and design purposes.

Decals Graphics

These are paper simulated veneers (stickers) simulated to look like wood veneers but a cheaper alternative used in cue manufacture.

How Do You Tell The Difference Between Real Wood Veneer And A Decal?

The best way to distinguish between veneers and decals is, veneers can sometimes look washed out, natural and in some cases the points are jagged or not perfectly rounded. This is one of the charms of real wood veneer. Decals by contrast look sharp in colour (although you can now simulate decals to look more naturally washed out) and are perfectly formed and generally do not vary from one cue to the next. From a distance it hard to distinguish between Veneers and decals, up close when examined, it is very clear where the difference is.



Cue Badge

Cue Range

Black Veneer

Genuine Wood Veneers

Wrap Around

Genuine Veneers & Splicing

Cream Veneer

Genuine Wood Veneers

Blue Veneer

Genuine Wood Veneers

Front Splice

Genuine Exotic Wood Inlay

Cue Butt

Stained Sapele Mahogany

Wrap Around

Genuine Veneers & Splicing

Cue Joint

Quick Release

Butt Design Elements

HYBRID



Hybrid ASI Grip Section

Hybrid & Anti Shock Grip Systems

Great but simple technology is built into Riley Hybrid snooker & pool cues. A cue for the modern player, the grip section is the key element to this cue, it delivers wonderful feel, providing a cushioned finish after impact. How? The Anti shock grip section.

Think about any piece of sporting equipment that is designed for direct, high impact sports where there is a transfer of energy, generated mechanically by a player executing a shot. Cricket, Golf, Tennis, Squash, Hockey, what is the one common denominator that is key to each of these pieces of equipment? (Shock absorbers). In all cases these pieces of equipment all have built in shock absorbers.

The shock absorber is in the form of the grip. Rubber, PE, PU is the form of shock absorber used. In all cases shock absorbers dilute the impact of the resulting energy generated when striking the ball. The same applies in snooker and pool, the more energy that can be disbursed at impact, the less fatiguing the player will find it. Granted snooker & pool are not high impact sports, that said, not many sports involve matches lasting 4 5 6 up to 8 hours, in snooker this is a common occurrence. Whilst not as physically demanding over the short term as say cricket, over a long period the repetitive impact of striking the cue ball can lead to fatigue.

The new Hybrid grip system helps combat fatigue, improves the feel when playing the shot and can even improve accuracy, why not try the next generation of cue for yourself.



Weight Adjustable Cue Technology

WAC System - Patented Technology

The WAC system is a patented piece of technology with a unique purpose. WAC (Weight adjustable Cue) allows you to adapt the weight of your cue. No tools are required. This neat piece of technology is incorporated into the normal workings of the joint system giving much needed flexibility to the player to choose the preferred weight of choice.

It maybe when you first select a cue, you like a certain weight, time passes and your preference changes. What are your options other than buy a new Snooker cue? Put up with the original cue or yes, buy another cue. That was before WAC, you can adjust the weight by up to 1.5 oz using standard WAC Snooker cues and 3 oz using a WAC plus version.

Revolutionary and a great asset for any Snooker cue. Look out for the logo, WAC, a feature of the future.



Snooker & English Pool Cues

What's The Difference Between A Snooker Cue And An English Style Pool Cue?

Not much really. Sometimes English pool cues come in 54" length rather than 57" to 58" which is the normal size, length of a Snooker cue. Traditional Snooker cues are manufactured to house a 9.5mm - 10mm tip, whereas English pool cues are designed to house tips ranging from 7.5mm to 10mm.

The Difference Between An English Style Pool Cues And American Style Pool Cues?

English pool cues are designed with English style Pool tables in mind. Normally 7' x 4' in size, a typical English pool table also features a wool cloth. The ball size on an English pool table is 2" (51mm) however the cue ball used on most pub pool tables is 1 7/8" (48mm) due to the fact pub pool tables are coin operated and the white ball separation mechanisms are such that the cue ball has to be smaller than the object balls so during play if the cue ball is potted, it can be returned through the ball return system. Subsequently an English pool cue mirrors pretty much that of a Snooker cue albeit, some English pool cues will be designed to house pencil like tips of 7.5mm although the most common size is 8.5mm - 9.5mm. Length of an English pool cue again mirrors that of a Snooker cue, 57" to 58", some will be shortened to 54" because the length of table permits the use of a shorter cue.

Traditionally, ash is the preferred shaft wood used in English pool cues, butt designs mirror Snooker cues. Design elements dictate English pool cues can be more colourful as pool players seem to be more open to a more contemporary styling.

The weight of English pool cues range between 16oz and 20oz.



American Pool Cue

American Pool Cues Are Significantly Different To English Pool Cues

Design wise, American pool cues have a grip section in the cue, made from traditional Irish linen, over the years this has progressed to exotic solid wood sections, less expensive nylon and lacquered sections, and more recently PE, PU and rubberised grip sections.

The butt sections are rounded, never with Chamfer (as you see on a Snooker cue) the Shafts are made virtually exclusively of Canadian Maple Wood. The tip size varies between 12mm to 14mm in the main, however there are always variations from time to time, depending on the manufacturer and players preferences, trends etc.

The reason the tips are so much bigger is because of the size of the table used for American pool, 8' & 9' are the normal preference, although you will find some 6' & 7' pool tables as well. The balls as you would expect are bigger and heavier, 57mm or 2 1/4" is the norm, combine that with the larger size of table and the additional cue power required when playing, goes some way towards explaining why the bigger tip is required.

The design of American pool cues in the butt sections are significantly more elaborate than English pool cues (and Snooker cues) manufacturers use Inlays (real wood and exotic material such as mother of pearl, gold silver, even diamonds on occasion to add that element of bling the American game is renowned for). The more economical American pool cues, the inlays are substituted with spray paint finishes or decals laid into the butt section of the cues.

The weight of American pool cues can range between 16oz all the way up to 22oz.



Riley Burwat Black Cues

Riley Burwat Black - The Best Of The Best Hand Made In England

Custom made in England to your specification. The Riley Burwat Black Cue Range allows the customer to specify:

- Tip Size
- Length
- Weight
- Configuration / Cut

You can order Riley Burwat Black to your liking. All are made of Ebony along with beautiful exotic wood splicing, eyecatching veneers and a perfectly crafted extension piece to match.

British craftsmen are renowned all over the World for their skill, painstaking attention to detail and the quality of the product they produce. All of this combine in the truly indulgent Riley Burwat Black, made in England range.

Developed with a clear vision in mind, using only the best materials, offering classic designs, manufactured in England, this range is only for the most discerning player, those that can appreciate the natural beauty of stunningly finished, hand selected Ebony & exotic woods.

Every cue in the range is special and unique – natural variations in wood grains and colours mean that no two cues are exactly alike. Made to order especially for you, when only the very, very best is good enough.



Riley England - The Next Best Thing.

More within most people's budget, again all Ebony butts, a little simpler in their design but great Snooker cues. Because of the Ebony, plus the ash being as straight as a dye, these cues are really hard to beat. I wanted everyone to have a chance to buy a top Riley cue, this is the range, Riley England. you can't miss it, it's got a cool St. Georges flag in the badge.



Riley ROS Cues - Designed By Ronnie O'sullivan.

"My Range, I wanted the ROS range to cover all price points, plus quality level. The higher priced ROS cues are right up there with the Riley England Cues, they have something that little bit special, not going to tell you what, you will have to buy one to find out. Trust me if you don't like it, Riley will give you your money back, you get 60 days to make your mind up if you buy through their official site, rileyleisure.com, banging cues..."

So that's it, if you are at the expert level, these are the ranges for you."



Riley Moderno - Suitable for beginners to intermediate players depending on your budget.


Some of the Riley snooker cues have got some great features like the WAC (Patented technology) what's WAC? Easy, weight adjustable cue. You can adjust the weight of the cue to your liking. As I mentioned, it gives beginners the chance to enjoy playing with a cue at different weights, there are four weights to choose from, natural weight, reasonably light, light to medium, medium & heavy.

There are other Riley cue ranges available and are good quality at the right money, reliable and will last you a lifetime if you want them to, available from all good stockists, Argos, Sports Direct and lots of small independent sports shops.



BCE Grand Master Series

BCE Grand Master; the top of the pile in the BCE range, all Grand Master cues are 3/4 cut (three-piece cues). Using the best of everything, timbers, ash shafts, joints, Grand Master Snooker & Pool cues are just that, masterful. Whether it's the balance, the design, the feel, Grand Master delivers for the intermediate players and experts and are renowned for their quality and performance around the world.



BCE C8L Pool Cues

The C8L range is a revolutionary new range from BCE, cutting edge design, featuring tip sizes of 8.5mm to 9.5mm, contemporary styling and introducing Break cues for English pool, a first in the market.

The range is marketed in France in association with Christophe Lambert, France's greatest all time Pool champion, the winner of more events, championships than any other Frenchman, a truly magnificent range developed with Christophe for the pool enthusiast.



BCE Heritage

The next step up from BCE branded Cues, Heritage is easily recognisable, not only from the aesthetics, but the key features such as matching grain shafts (when the butt wood ash and the ash shaft are cut from one piece of ash and then joined) this is easily identified when you line up the ash grain either side of the brass joint.

Some Heritage models are endorsed by Mark Selby.



BCE Sports

These Pool & Snooker cues are the next step up from Classic by BCE. A more complete Snooker / Pool cue in as much as cues featuring this badge are probably more suited to intermediate players. All aspects of these Snooker & Pool cues are a step up from Classic cues, whether it's the butt designs, to the grade of ash, the tip used or the joints, these upgrades when you reach a certain standard of play, can make a difference. BCE's sponsored Snooker stars endorse certain BCE cues.



Classic By BCE

Classic by BCE is as it sounds, classic inexpensive cues made for beginners and some intermediate Snooker and Pool players. Best in class at this level, Classic will give players the chance to experience the feel of what a Snooker or Pool cue should feel like once a player progresses beyond using a cue commonly found in a pub (a one piece rack cue) when playing on a pub pool table, likewise the same applies with Club Snooker cues, (the one piece club type cues) that are supplied to players when they first join a club. Most players progress to cue ownership very quickly and Classic cues provide a good basis to find out the type of cue a player wants going forward.

Classic cues are available from Sports Direct and other good retailers.

There are other BCE cue ranges available and are good quality at the right money, reliable and will last you a lifetime if you want them to, available from all good stockists, Argos, Sports Direct and lots of small independent sports shops.



RILEY LEISURE



WWW.RILEYLEISURE.COM

THE HOME OF TABLE SPORTS